

## The ultimate 3D CAD & BIM platform for HVAC industry professionals

Design and optimize HVAC systems configure and purchase components, manage you projects and calloborate with your team through the cloud

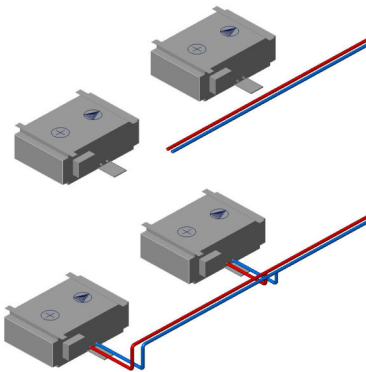
Supported platforms: AutoCAD 2018-2020  
BricsCAD V19-V20 Pro/BIM

Standalone version available since 2020!

## Try Hydronicpack basic functionality for effective design

### Six main drawing function

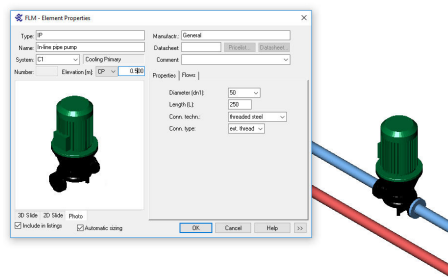
#### Connect elements



Connect two pipe segments or several terminals at once to a selected...

[Read more...](#)

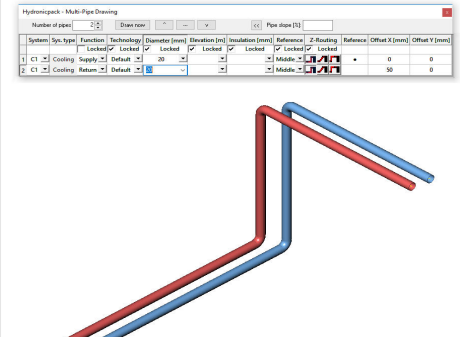
#### Placing elements



When you select the „Automatic sizing“ option in the „Element Properties“...

[Read more...](#)

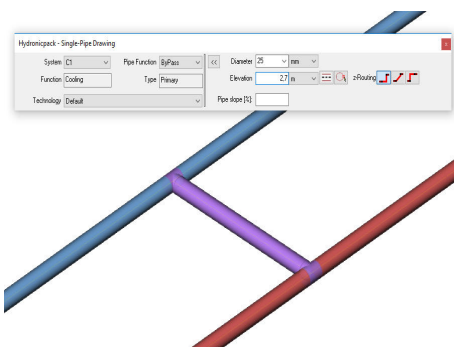
#### Design pipes



Design sigle or multiple pipes turn by turn, specifying points on the drawing...

[Read more...](#)

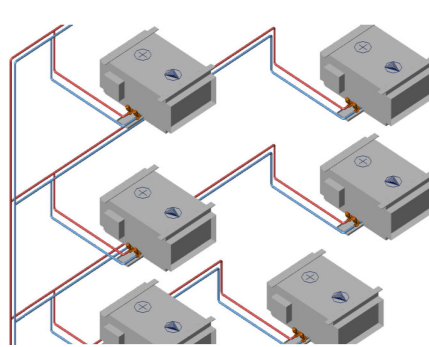
#### Design bypass



Insert a bypassif need for hydraulic regulationof the designed system...

[Read more...](#)

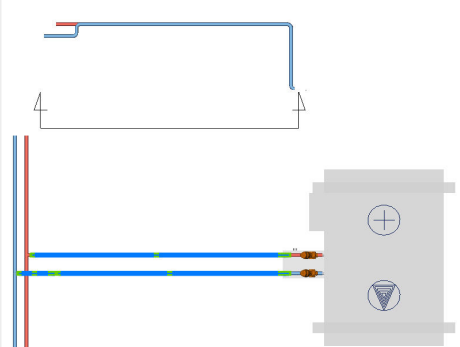
#### Cross section



Create cross section views of selected elements from any angle...

[Read more...](#)

#### Auxiliary cross section

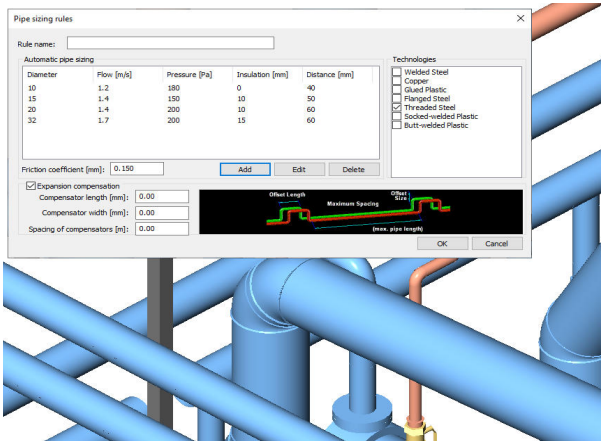


Transform selected elements to a temporary cross section view...

[Read more...](#)

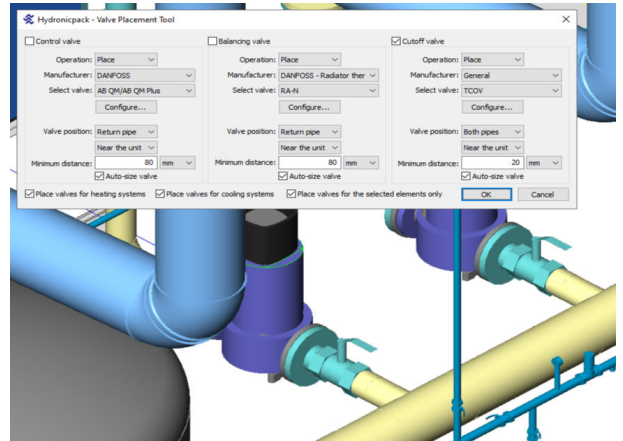
A comprehensive suite of engineering functions

## Automatic pipe sizing



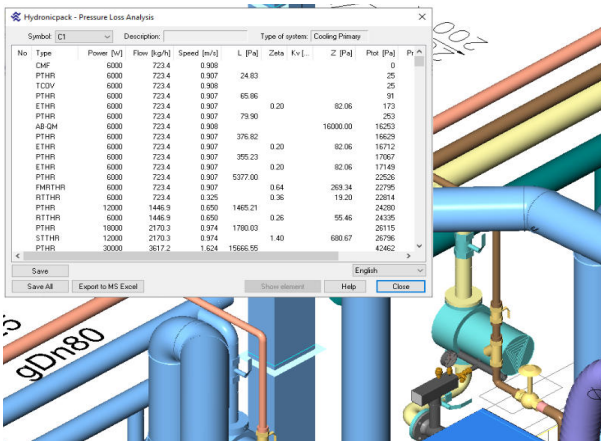
[Read more...](#)

## Valve placement



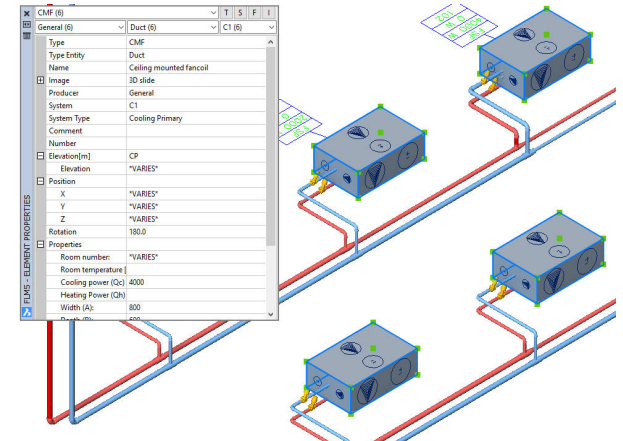
[Read more...](#)

## Pressure loss analysis



[Read more...](#)

## Multi-edit



[See movie...](#)

Proficient use within one working day

Contact our team, schedule your training session and see for yourself:

E-mail: [support@fluid-desk.com](mailto:support@fluid-desk.com) Tel: +48 609 85 98 62 Skype: FLUID DESK SUPPORT

